



# 2008-2009 GMT Quarterly Report for District (or Undistricted) **District 4 L5**



GMT: **PAT DIMOND**

Location: **CALIFORNIA**

GMT CA: **1 & 2**

## CLUBS

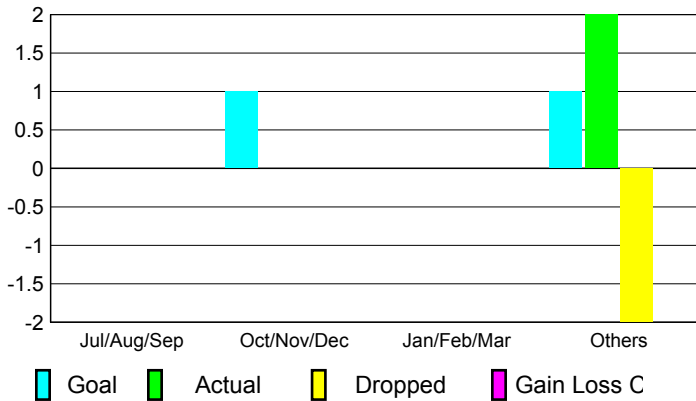
### Club Results 2008-2009

### Clubs 2007-2008

Month	New Club Goal	Actual New Clubs	Actual Dropped Clubs	Gain/Loss of Clubs	Gain/Loss of Clubs
Jul/Aug/Sep	0	0	0	0	0
Oct/Nov/Dec	1	0	0	0	0
Jan/Feb/Mar	0	0	0	0	0
Apr/May/June	1	2	-2	0	1
<b>Totals</b>	<b>2</b>	<b>2</b>	<b>-2</b>	<b>0</b>	<b>1</b>


### Club Results 2008-2009

Goal, New, Dropped, Gain/Loss



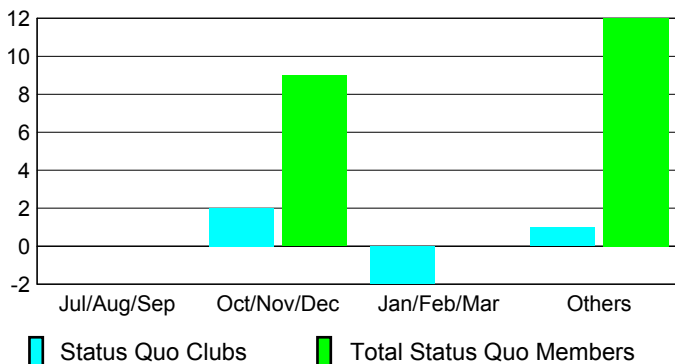
### Comparison of Club Gain/Loss

Current Year Compared to the Previous Year



### YTD Status Quo Clubs 2008-2009

Status Quo Clubs Compared to Status Quo Members



## MEMBERSHIP

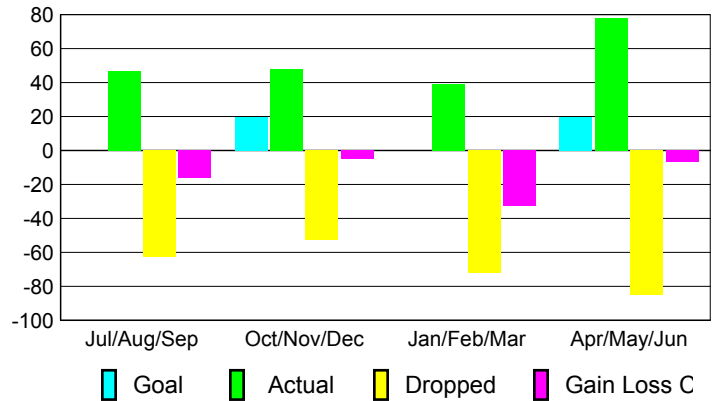
### Membership Results 2008-2009

### Membership 2007-2008

Month	Net Memb Goal	Actual New Memb	Actual Dropped Memb	Gain/Loss of Memb	Gain/Loss of Memb
Jul/Aug/Sep	0	47	-63	-16	4
Oct/Nov/Dec	20	48	-53	-5	-3
Jan/Feb/Mar	0	39	-72	-33	-11
Apr/May/June	20	78	-85	-7	16
<b>Totals</b>	<b>40</b>	<b>212</b>	<b>-273</b>	<b>-61</b>	<b>6</b>

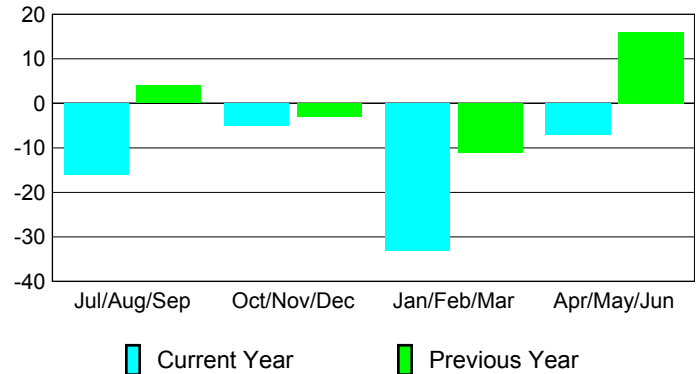
### Membership Results 2008-2009

Goal, New, Dropped, Gain/Loss

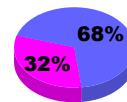


### Comparison of Membership Gain/Loss

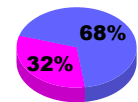
Current Year Compared to the Previous Year



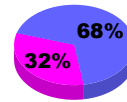
### Gender Comparison 2008-2009



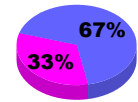
Jul/Aug/Sep



Oct/Nov/Dec



Jan/Feb/Mar



Apr/May/June

Male

Female